



Guitar Theory: Major Scale TAB Exercises

♩ = 100

Major scale position exercises



5 7 4 5 7 4 6 7 4 6 7 5 7 4 5 4 7 5 7 6 4 7 6 4 7 5 4 7 5



5 7 4 5 7/9 6 7 9 6 7 9/11 9 10 9 11 9 7 6 9 7 6 9 7 5 4 7 5




5 2 4 5 2 4 1 2 1 4 2 5 4 2 5 5 7 9 5 7 9 6 7 9 6 7 9 7 9 5 9


Major scale fingering exercises




7 9 7 6 9 7 6 9 7 5 9 7 5 5 7 4 7 4 5 4 5 7 5 7 4 7 4 6 4



6 7 6 7 4 7 4 6 4 6 7 6 7 5 7 5 7 5 7 4 7 4 5 4 5 7 5



5 7 4 5 7 4 5 7 4 5 7 4 5 7 4 6 7 4 6 7 4 6 7 4 7



5 7 4 5 7 7 4 5 7 4 4 5 7 4 6 5 7 4 6 7 7 4 6 7 4 4 6 7 4 6 6 7

What you can do with those exercises.

Here's what I want you to do.

Technical Exercises and Tips

- Create your own major scale exercises using the blank tab
- When you create them, use a note in particular as a reference point and always go back to it, play different patterns or riffs then come back so that your notes have a home, so to speak
- Use these patterns to figure out where different chords lie in them, if you look hard enough you can

create any chord from the major scale, There may be some deviations but every chord can stem from the patterns you just learned. You just need to learn them inside and out.

Creative Exercises and Tips

- When you play these, sing along with them.
- If you're using the major scale to solo, think of a melody and try to work it into the solo to keep it interesting. Don't simply play a bunch of phrases thrown together.
- Think of movement when you solo, remember the intervals and their feel. Try to throw some of them purposefully and strategically into the solos.

Some comments on the major scale and soloing

The major scale and its theory can get very complex. Don't worry about it. On the next page I will give you the fingering charts of all of the major scale modes. At this point they are simply to learn the positioning and practice the positioning of the major scale. We'll discuss them with chords later on an intermediate and then on an advanced level.

You can know the major scale and create really nice licks and solos. You don't need to shred. Look at Zack Wylde, guitarist for Ozzy Osbourne, or Eric Clapton. They use the pentatonic scale just about exclusively in their solos and they're awesome. They know what feel they want in the playing and they know that scale well enough to express that feeling.

The major scale and every other scale is the same way. Learn it well and you'll be able to do wonders with it. You don't need to know every mode to every scale ever. First of all, it would take a heck of a long time to do that. Secondly, being an accomplished guitarist has more to do with musicianship than technicality in my opinion. Say something with your music and people will love it, regardless of how complex or simple it is.

The major scale is a great tool to have and use in your playing. Take a look at the next modal positioning charts and learn them. You'll be able to play the major scale at will, anywhere you want. Keep the intervals in mind

W - W - H - W - W - W - H